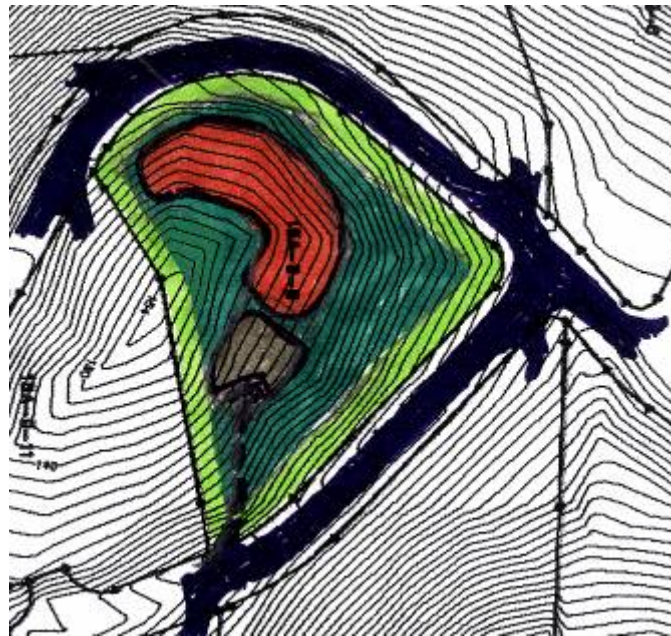









Ditleff Point

Rendezvous Bay, St. John, United States Virgin Island

Lot No. 7/Parcel No. 15A-9-8

This lot is an interior lot and shares a peak with Lot 15A-9-11. Entry to the lot is from the East. The house and parking can be located between 120' and 140' contours. The house can wrap around the peak with the primary view to the West. You would still pick up the Sunrise. The peak is at 154' contour and the house would be below the high point of the ridge. The home shall not exceed one-story above the 130' contour. The roof pitch will be similar to the adjacent slopes of the hillside. Materials of the house will blend into the natural environment.



-  The waters edge
-  Recommended parking location
-  Non-buildable area
-  Buildable area
-  Recommended home location
-  Recommended driveway access point
-  Cliff set-back