








Ditleff Point

Rendezvous Bay, St. John, United States Virgin Island

Lot No. 6/Parcel No. 15A-9-7

For the development of this lot, the goal is to get as far down the hill as possible. Access would be from the Northeast corner of the property. Both the parking and the home can be between the 60' and 80' contour, with the parking on the North side. This location will offer the greatest separation from the lot above. If an access pathway is constructed to the waters edge, it shall follow the natural contours. Rock outcroppings and foliage will be respected. Special attention shall be taken to protect the rocky edge below from construction siltation. Construction will be held back from the cliff edge 1/3 the height of the adjacent cliff. Special attention will be taken to protect the cliff from siltation run off.



-  The waters edge
-  Recommended parking location
-  Non-buildable area
-  Buildable area
-  Recommended home location
-  Recommended driveway access point
-  Cliff set-back