









**Ditleff Point**  
**Rendezvous Bay, St. John, United States Virgin Islands**

**Parcel No. 15A-9-1**

This lot is located outside the Estate Gate. Access will come from the public road, ideally at elevation 50'. The lot is extremely long and narrow with cliffs leading down to the Shallows. Including the setback from the public road and the 50' setback from the Shallows, you are left with a long, narrow area that can be constructed on between contours 45' and 60'. The code allows for projection into the setback, 2 inches for each foot of the setback. This will give one a maximum of 100 inches (8'-4") that could be cantilevered over the setback line, which will add to the buildable area. To build over the setback, requires approval from the Architectural Review Committee.



-  The waters edge
-  Recommended parking location
-  Non-buildable area
-  Buildable area
-  Recommended home location
-  Recommended driveway access point
-  Cliff set-back