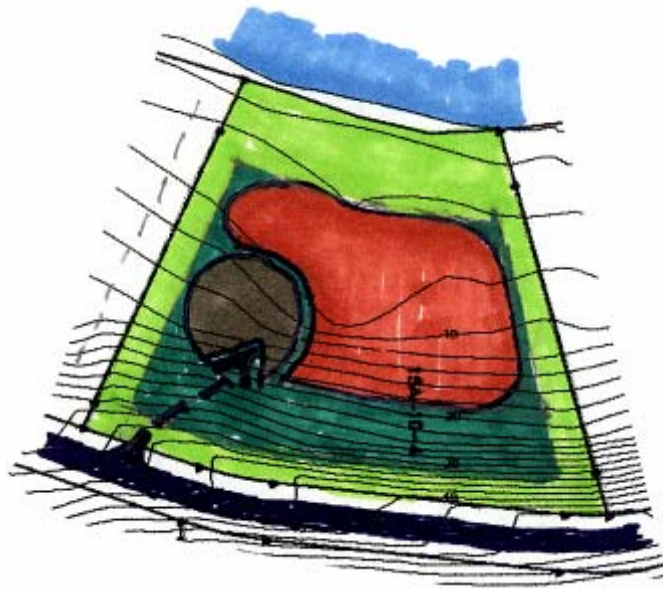









Ditleff Point

Rendezvous Bay, St. John, United States Virgin Island

Lot No. 20/Parcel No. 15A-10-4

This lot has the beach easement on the South property line. The driveway access to the property is most accessible from the Southeastern corner. This will place the entrance adjacent to the beach access pilasters and therefore, any entrance structures into this property should interface with those pilasters. The parking would make the most sense to be adjacent to the beach easement, between contours 8' and 20'. The house should be between contours 6' and 20'. Special care should be taken to control silt from impacting the adjacent beach. Both this lot and the adjacent lots have buildable areas next to each other and approximately the same floor elevations. Special consideration should be taken to screen between the properties. Because of the homes visual proximity to the beach, materials need to blend into the hues of the surrounding area.



-  The waters edge
-  Recommended parking location
-  Non-buildable area
-  Buildable area
-  Recommended home location
-  Recommended driveway access point
-  Cliff set-back